

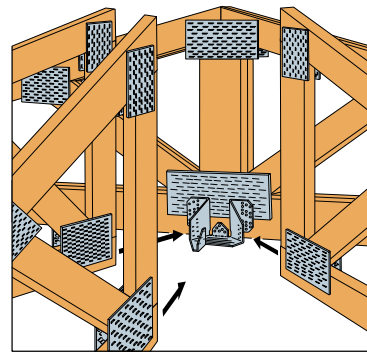
Medium to high load capacity single-piece connectors designed to carry multiple truss members. Can be used for both terminal and right or left hand hip applications.

MATERIAL: 12 gauge. **FINISH:** Galvanized

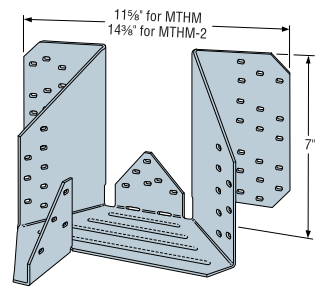
INSTALLATION: • Use all specified fasteners. See General Notes.

- All multiple members must be fastened together to act as a single unit.
- Should be attached to a double girder truss to allow for code-required minimum nail penetration.
- With single 2x carrying members, use 10dx1½" nails with 0.67 of the table values.
- For terminal installation, distribute 40% of total load to each hip member and 20% to the jack.
- For left or right hand hip installation, distribute 75% of total load to the hip member and 25% to the jack.

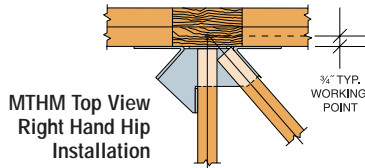
CODES: See page 8 for Code Listing Key Chart.



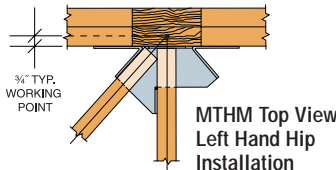
Typical MTHM Installation



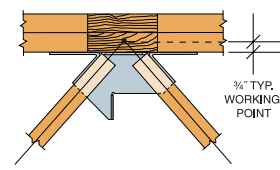
MTHM
(MTHM-2 similar)
U.S. Patent
5,253,465



MTHM Top View
Right Hand Hip
Installation



MTHM Top View
Left Hand Hip
Installation

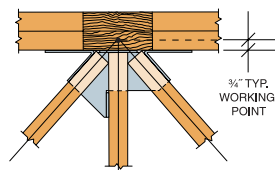


MTHM Top View
Terminal Installation
Without Center
Common Jack

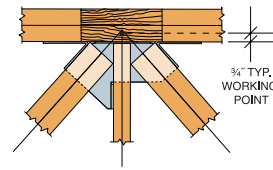
**Right or Left Hand Hip Installation
(Two Member Connection)**

Model No.	Header	Fasteners			Avg Ult	Doug-Fir-Larch/So. Pine Allowable Loads												Code Ref.
		Carrying Member	Hip	Jack		Uplift (133 & 160)			Floor (100)			Snow (115)			Roof (125/133/160)			
						Hip	Jack	Total	Hip	Jack	Total	Hip	Jack	Total	Hip	Jack	Total	
MTHM	2 ply 2x4	22-16d	8-10dx1½	4-10dx1½	10047	805	270	1075	2185	730	2915	2185	730	2915	2185	730	2915	170
	2 ply 2x6	34-16d	8-10dx1½	4-10dx1½	—	805	270	1075	2630	875	3505	2630	875	3505	2630	875	3505	
	2 ply 2x8	42-16d	8-10dx1½	4-10dx1½	13803	805	270	1075	3250	1085	4335	3250	1085	4335	3250	1085	4335	
MTHM-2	2 ply 2x6	39-16d	8-10dx1½	4-10dx1½	—	835	280	1115	2800	935	3735	2800	935	3735	2800	935	3735	170
	2 ply 2x8	47-16d	8-10dx1½	4-10dx1½	13980	835	280	1115	3375	1125	4500	3375	1125	4500	3375	1125	4500	

Model No.	Header	Fasteners			Avg Ult	Spruce-Pine-Fir Allowable Loads												Code Ref.
		Carrying Member	Hip	Jack		Uplift (133 & 160)			Floor (100)			Snow (115)			Roof (125/133/160)			
						Hip	Jack	Total	Hip	Jack	Total	Hip	Jack	Total	Hip	Jack	Total	
MTHM	2 ply 2x4	22-16d	8-10dx1½	4-10dx1½	—	655	220	875	1880	625	2505	1880	625	2505	1880	625	2505	170
	2 ply 2x6	34-16d	8-10dx1½	4-10dx1½	—	655	220	875	2260	755	3015	2260	755	3015	2260	755	3015	
	2 ply 2x8	42-16d	8-10dx1½	4-10dx1½	—	655	220	875	2795	930	3725	2795	930	3725	2795	930	3725	
MTHM-2	2 ply 2x6	39-16d	8-10dx1½	4-10dx1½	—	680	225	905	2510	835	3345	2510	835	3345	2510	835	3345	170
	2 ply 2x8	47-16d	8-10dx1½	4-10dx1½	—	680	225	905	2905	970	3875	2905	970	3875	2905	970	3875	



MTHM
Top View
Installation



MTHM-2
Top View
Installation

**Terminal Type Installation
(Three Member Connection)**

Model No.	Header	Fasteners			Avg Ult	Doug-Fir-Larch/So. Pine Allowable Loads												Code Ref.
		Carrying Member	Hips (total)	Jack		Uplift (133 & 160)			Floor (100)			Snow (115)			Roof (125/133/160)			
						Hip	Jack	Total	Hip	Jack	Total	Hip	Jack	Total	Hip	Jack	Total	
MTHM	2 ply 2x4	22-16d	16-10dx1½	4-10dx1½	16940	715	360	1790	1215	605	3035	1395	700	3490	1520	760	3800	170
	2 ply 2x6	34-16d	16-10dx1½	4-10dx1½	—	715	360	1790	1860	930	4650	1860	930	4650	1860	930	4650	
	2 ply 2x8	42-16d	16-10dx1½	4-10dx1½	16550	715	360	1790	2010	1005	5025	2010	1005	5025	2010	1005	5025	
MTHM-2	2 ply 2x6	39-16d	16-10dx1½	4-10dx1½	—	745	370	1860	1955	980	4890	1955	980	4890	1955	980	4890	170
	2 ply 2x8	47-16d	16-10dx1½	4-10dx1½	18713	745	370	1860	2470	1235	6175	2470	1235	6175	2470	1235	6175	

Model No.	Header	Fasteners			Avg Ult	Spruce-Pine-Fir Allowable Loads												Code Ref.
		Carrying Member	Hips (total)	Jack		Uplift (133 & 160)			Floor (100)			Snow (115)			Roof (125/133/160)			
						Hip	Jack	Total	Hip	Jack	Total	Hip	Jack	Total	Hip	Jack	Total	
MTHM	2 ply 2x4	22-16d	16-10dx1½	4-10dx1½	—	580	290	1450	1055	530	2640	1215	605	3035	1320	660	3300	170
	2 ply 2x6	34-16d	16-10dx1½	4-10dx1½	—	580	290	1450	1600	800	4000	1600	800	4000	1600	800	4000	
	2 ply 2x8	42-16d	16-10dx1½	4-10dx1½	—	580	290	1450	1730	865	4325	1730	865	4325	1730	865	4325	
MTHM-2	2 ply 2x6	39-16d	16-10dx1½	4-10dx1½	—	600	300	1500	1680	840	4200	1680	840	4200	1680	840	4200	170
	2 ply 2x8	47-16d	16-10dx1½	4-10dx1½	—	600	300	1500	2125	1060	5310	2125	1060	5310	2125	1060	5310	

1. Uplift loads include 33% and 60% increase with no further increase allowed; reduce where other loads govern.
2. Hip loads are for each hip.

3. Other hip/jack load distributions are allowed if the sum of all three carried members does not exceed the total load and the hip members are equally loaded.
4. Combine hip and jack loads for total capacity. For terminal hips divide the total allowable load by 2 to determine the allowable load for each hip.