

The versatile THJA26 can accommodate right or left hand hips, and can be installed before or after the hip and jack. Provides side flange support for the component with the heaviest load and can be used for some terminal hip conditions.

MATERIAL: 14 gauge

FINISH: Galvanized

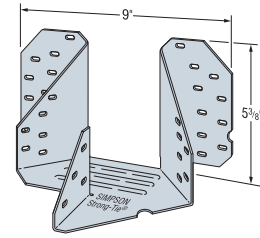
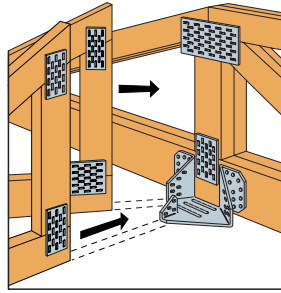
INSTALLATION: • Use all specified fasteners. See General Notes.

- All multiple members must be fastened together to act as a single unit.
- Should be attached to a double girder truss to allow for code-required minimum nail penetration.
- With single 2x carrying members, use 10dx1½" nails and use 0.67 of the table value.
- Distribute 75% of the total load to the hip member.

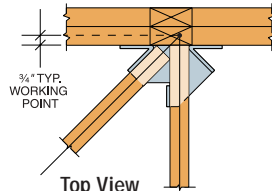
OPTIONS: These hangers cannot be modified.

CODES: See page 8 for Code Listing Key Chart.

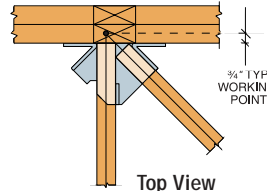
Typical THJA26 Installation



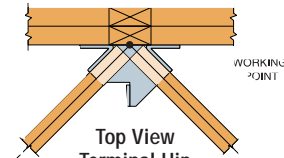
THJA26
U.S. Patent 5,253,465



Top View
Left Hand Hip Installation



Top View
Right Hand Hip Installation



Top View
Terminal Hip
without Center
Common Jack

Model No.	Fasteners ¹			Avg Ulf	Carried Member	Doug-Fir-Larch/So. Pine Allowable Loads					Spruce-Pine-Fir Allowable Loads					Code Ref.
	Carrying Member	Hip	Jack			Uplift (133) & (160)	Floor (100)	Snow (115)	Roof (125)	Wind (133)	Uplift (133) & (160)	Floor (100)	Snow (115)	Roof (125)	Wind (133)	
THJA26	20-16d	6-10dx1½	4-10dx1½	9900	Hip	720	2010	2310	2450	2450	590	1740	2000	2100	2100	8, 37
					Jack	240	670	770	815	815	195	580	670	700	700	
					Total	960	2680	3080	3265	3265	785	2320	2670	2800	2800	

1. 16d sinkers (9 ga x 3¼") may be substituted for the specified 16d commons at 0.84 of the table load.
2. Combine hip and jack loads for total capacity (for terminal hip, add hip and jack loads then divide by two for each member).

3. For a 2-2x4 bottom chord, multiply the down load by 0.50.
4. Uplift loads have been increased 33% and 60% for earthquake or wind loading with no further increase allowed; reduce where other loads govern.