

The LTHJA26 is the new lighter capacity version of the THJA26. The LTHJA26 is designed for the common 8 foot hip girder setback. Consult with truss engineer or refer to truss engineering for actual demand load information.

MATERIAL: 18 gauge.

FINISH: Galvanized.

INSTALLATION: • Use all specified fasteners. See General Notes.

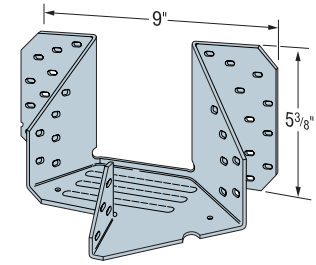
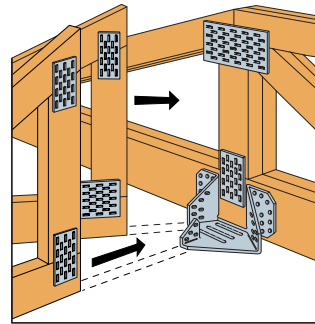
- All multiple members must be fastened together to act as a single unit.
- Should be attached to a double girder truss to allow for code-required minimum nail penetration.
- With single 2x carrying members, use 10dx1½" nails and use 0.67 of the table value.
- For hip and jack combinations, distribute 75% of the total load to the hip member.
- **10dx1½" nails must be installed into bottom of hip members through bottom of hanger seat for table loads.**

OPTIONS: These hangers can not be modified.

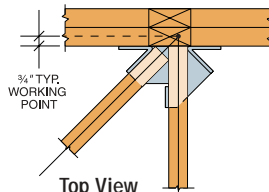
CODES: See page 8 for Code Listing Key Chart.



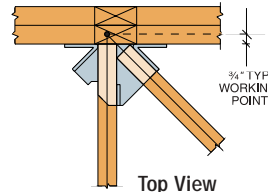
Typical LTHJA26 Installation



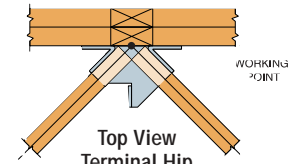
LTHJA26
U.S. Patent 5,253,465
and other Patent Pending



Top View
Left Hand Hip Installation



Top View
Right Hand Hip Installation



Top View
Terminal Hip
without Center
Common Jack

Model No.	Carried Member Combination	Fasteners			Total Avg Ult	Carried Member	Doug-Fir-Larch/So. Pine Allowable Loads					Spruce-Pine-Fir Allowable Loads					Code Ref.
		Carrying Member	Hip ² (each)	Jack			Uplift (133&160)	Floor (100)	Snow (115)	Roof (125)	Wind (133)	Uplift (133&160)	Floor (100)	Snow (115)	Roof (125)	Wind (133)	
LTHJA26	Side Hip & Center Jack	20-10d	7-10dx1½	4-10dx1½	3733	Jack	75	290	290	290	290	65	245	245	245	245	160
						Hip	220	875	875	875	875	185	735	735	735	735	
						Hip & Jack	295	1165	1165	1165	1165	250	980	980	980	980	
	Double (Terminal) Hip	20-10d	7-10dx1½	—	3852	Hip (each)	290	635	635	635	635	245	535	535	535	535	
						Two Hips	585	1270	1270	1270	1270	490	1065	1065	1065	1065	

1. Uplift loads have been increased 33% and 60% for earthquake or wind loading with no further increase allowed; reduce where other loads govern.

2. One 10dx1½" nail must be installed into bottom of each hip member through bottom of hanger seat.

3. For a 2-2x4 bottom chord, multiply the down load by 0.50.