

Single piece, non-welded truss hip/jack connector.

**MATERIAL:** 18 gauge.

**FINISH:** Galvanized; also available in Z-MAX coating. See Corrosion Resistance, page 7.

**INSTALLATION:** • Use all specified fasteners. See General Notes.

- All multiple members must be fastened together to act as a single unit.
- The two 10d common nails into the jack must be driven at an angle through the side plate slot and jack, and into the carrying member; see HUS for double shear nailing details. The end of the jack cannot be more than 1/8" from the back plate to meet required nail penetration.
- Should be attached to a double girder truss to allow for code-required minimum nail penetration.
- Distribute 75% of the total load to the hip member.
- With single 2x carrying members, use 10dx1 1/2" nails and use 0.82 of the table value.

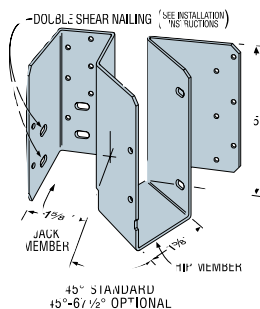
**TO ORDER:** Specify LTHJL for left 45° skewed hip truss and LTHJR for right 45° skewed hip truss.

**OPTIONS: SLOPE AND/OR SKEW**

- Available in hip slopes up to 45° and/or skews left or right from 46° to 67°.
- For optional configurations, loads are 100% of table loads.
- To order, specify degree of slope and/or skew left or right.

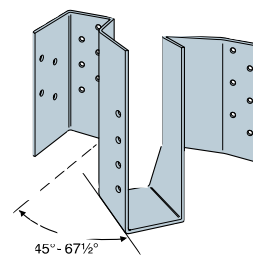
**Example:** To order an LTHJ sloped down 45° and skewed right 55°, order an LTHJXD45 R55.

**CODES:** See page 8 for Code Listing Key Chart.

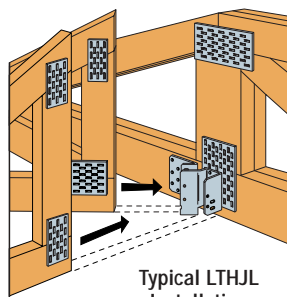


LTHJR Hip Skewed 45° Right (LTHJL similar)

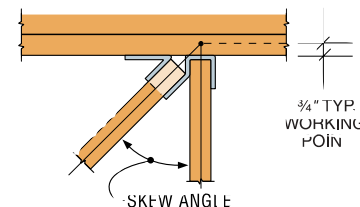
U.S. Patents 4,480,941 and 5,042,217



LTHJX Skewed Right



Typical LTHJL Installation



LTHJL Plan View (LTHJR similar)

Model No.	Fasteners			Avg Ult	Carried Member	Doug Fir-Larch/Southern Pine Allowable Loads						Spruce-Pine-Fir Allowable Loads						Code Ref.
	Carrying Member	Hip	Jack			Uplift <sup>1</sup> (133)	Uplift <sup>1</sup> (160)	Floor (100)	Snow (115)	Roof (125)	Wind (133)	Uplift <sup>1</sup> (133)	Uplift <sup>1</sup> (160)	Floor (100)	Snow (115)	Roof (125)	Wind (133)	
LTHJR/L	12-10d	4-10dx1 1/2	2-10dx1 1/2 and 2-10d	5950	Hip	485	580	1135	1310	1420	1425	415	500	980	1130	1225	1225	6, 39, 127
					Jack	250	250	380	435	475	475	215	215	330	380	410	410	
					Total	735	830	1515	1745	1895	1900	630	715	1310	1510	1635	1635	

1. Uplift loads include a 33% and 60% increase for earthquake or wind loading with no further increase allowed; reduce where other loads govern.

2. Allowable loads for 10d commons also apply when 16d sinkers are used.

3. Combine hip and jack loads for total capacity.