

See Hanger tables on pages 68 to 72. See Hanger Options on page 147 for hanger modifications, which may result in reduced loads.

U—The standard U hanger provides flexibility of joist to header installation. Versatile fastener selection with tested allowable loads.

HU—Most models have triangle and round holes. To achieve maximum loads, fill both round and triangle holes with common nails. These heavy-duty connectors are designed for schools and other structures requiring additional strength, longevity and safety factors.

MATERIAL: See tables on pages 68 to 72.

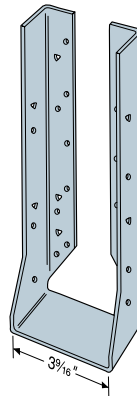
FINISH: Galvanized

INSTALLATION: • Use all specified fasteners. See General Notes.

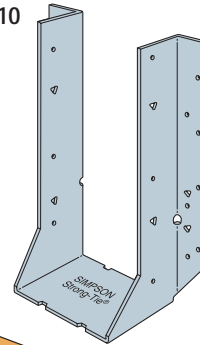
- HU—can be installed filling round holes only, or filling round and triangle holes for maximum values.
- Web Stiffeners are required for all I-joists used with these hangers.

OPTIONS: • HU hangers available with the header flanges turned in for 2 $\frac{5}{16}$ " and larger widths, with no load reduction—order HUC hanger.

- See Hanger Options on page 147, for sloped and/or skewed U/HU models, and HUC (concealed flange) models.
- See also HUS series.



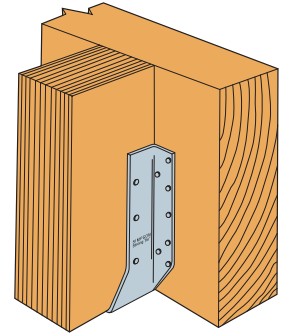
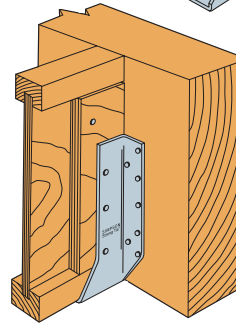
HU410



Model configurations may differ from those shown. Some HU models do not have triangle holes. Consult factory for details.

HUC412
Concealed
Flanges

Typical HU
Installation



Typical HU Installation