

Designed for 4x2 floor trusses and 4x beams, the new THAR/L422 has a standard skew of 45 degrees. Straps can be formed to give top flange hanger convenience. PAN nailing helps eliminate splitting of 4x2 truss bottom chords.

The THA series' extra long straps allow full code nailing and can be field-formed to give top flange hanger convenience.

MATERIAL: See table. **FINISH:** Galvanized

INSTALLATION: • Use all specified fasteners. See General Notes.

- THAR/L422—install 10dx1½" nails into carried member PAN nail holes and 10d common nail into round joist nail hole. Use 10d common nails into carrying member

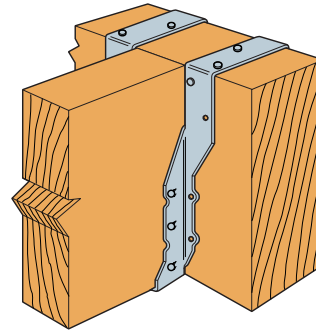
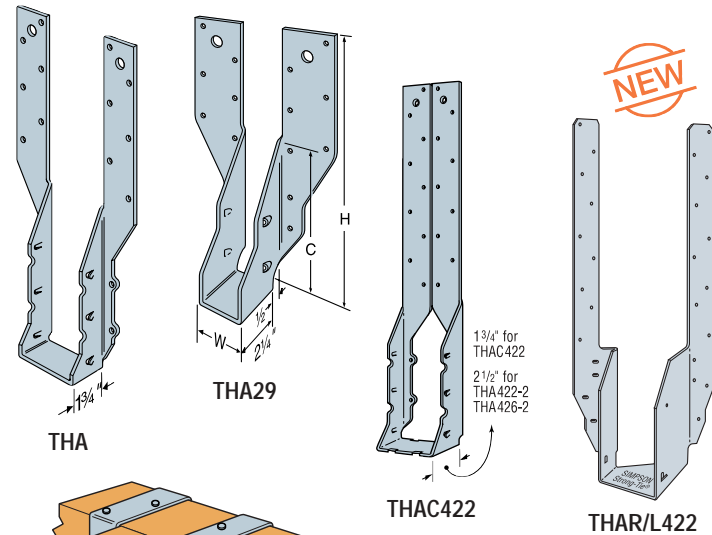
Two different installation methods may be used:

Maximum nailing—Install all face nails according to the table.

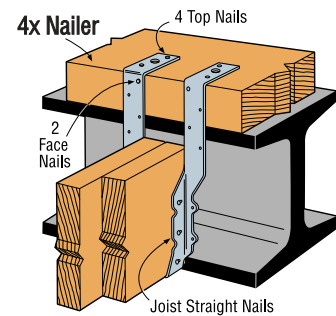
Nails used for the joist attachment must be driven at an angle so that they penetrate through the corner of the joist into the header. With single 2x carrying members, use 10dx1½" nails into the carrying member, and 10d or 16d commons into the carried member, and use 0.81 of the table value for 18 gauge, and 0.68 of the table value for 16 gauge.

Minimum nailing—For the THA29, the minimum nailing schedule requires the use of joist double shear nailing as detailed above, and that the strap be field-formed over the header a minimum of 2½". A minimum of four top and four face nails must be used. For all models except the THA29, the minimum nailing schedule may be followed where double shear nailing is not possible, provided the strap is field-formed over the top of the header a minimum of 1½" for the THA213 and THA413, and 2" for all others, and a minimum of four top and two face nails are used. The joist double shear nailing tabs are easily straightened so that the nails can be driven straight into the joist. For the THAR/L422, a minimum of four top and 2 face nails must be used.

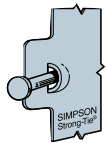
CODES: See page 8 for Code Listing Key Chart.



Typical THA Installation

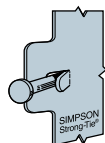


Typical THA Minimum Nailing Configuration on a 4x Nailer (except THA29)

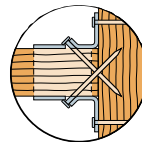


Dome Double Shear Nailing prevents tabs breaking off (available on some models)

U.S. Patent 5,603,580



Double Shear Nailing Side View



Double Shear Nailing Top View
U.S. Patent 4,480,941

Minimum Carried Member	Model No.	Ga	Dimensions			Fasteners ¹				Down Avg Ulf	Doug-Fir-Larch/Southern Pine Allowable Loads ⁴				Spruce-Pine-Fir Allowable Loads ⁴			Code Ref.	
			W	H	C	Carrying Member		Carried Member			Uplift ² (133 & 160)	Floor (100)	Snow (115)	Roof (125)	Uplift ² (133 & 160)	Floor (100)	Snow (115)		Roof (125)
						Top	Face	Straight	Slant										
MINIMUM NAILING—TOP FLANGE																			
2x4	THA29	18	1 1/8"	9 1/16"	5 1/2"	4-10d	4-10d	—	4-10d	8167	750	2260	2310	2350	750	1740	1785	1815	1, 36, 84, 122
2x6	THA213	18	1 1/8"	13 3/16"	5 1/2"	4-10d	2-10d	4-10dx1 1/2"	—	5343	—	1615	1615	1615	—	1280	1280	1280	
2x6	THA218	18	1 1/8"	17 3/16"	5 1/2"	4-10d	2-10d	4-10dx1 1/2"	—	5343	—	1615	1615	1615	—	1280	1280	1280	
(2) 2x10	THA218-2	16	3 3/8"	17 1/16"	8"	4-16d	2-16d	6-16dx2 1/2"	—	5085	—	1635	1635	1635	—	1465	1465	1465	
(2) 2x10	THA222-2	16	3 3/8"	22 3/16"	8"	4-16d	2-16d	6-16dx2 1/2"	—	5085	—	1635	1635	1635	—	1465	1465	1465	
4x6	THA413	18	3 3/8"	13 3/16"	4 1/2"	4-10d	2-10d	4-10d	—	5343	—	1615	1615	1615	—	1280	1280	1280	
4x10	THA418	16	3 3/8"	17 1/2"	7 1/8"	4-16d	2-16d	6-16d	—	5085	—	1635	1635	1635	—	1465	1465	1465	
4x10	THA422	16	3 3/8"	22"	7 1/8"	4-16d	2-16d	6-16d	—	5085	—	1635	1635	1635	—	1465	1465	1465	
4x10	THAC418	16	3 3/8"	17 1/2"	7 1/8"	4-16d	2-16d	6-16d	—	5085	—	1635	1635	1635	—	1465	1465	1465	
4x2 truss	THA426	14	3 3/8"	26"	7 1/8"	4-16d	4-16d	6-16d	—	8720	—	2425	2425	2425	—	1940	1940	1940	
MAXIMUM NAILING—ALL NAIL HOLES FILLED																			
2x4	THA29	18	1 1/8"	9 1/16"	5 1/2"	—	16-10d	—	4-10d	8250	750	2125	2310	2350	750	1740	1785	1815	1, 36, 84, 122
2x6	THA213	18	1 1/8"	13 3/16"	5 1/2"	—	14-10d	—	4-10d	7983	930	1795	1840	1870	780	1385	1425	1450	
2x6	THA218	18	1 1/8"	17 3/16"	5 1/2"	—	18-10d	—	4-10d	9120	930	1795	1840	1870	780	1385	1425	1450	
(2) 2x10	THA218-2	16	3 3/8"	17 1/16"	8"	—	16-16d	—	6-16d	11500	1550	2830	3050	3050	1355	2385	2740	2820	
(2) 2x10	THA222-2	16	3 3/8"	22 3/16"	8"	—	22-16d	—	6-16d	13067	1550	3510	3595	3650	1355	2705	2775	2820	
4x6	THA413	18	3 3/8"	13 3/16"	4 1/2"	—	14-10d	—	4-10d	7983	930	1940	2235	2400	780	1660	1910	2075	
4x10	THA418	16	3 3/8"	17 1/2"	7 1/8"	—	16-16d	—	6-16d	11500	1550	2830	3050	3050	1355	2385	2740	2980	
4x10	THA422	16	3 3/8"	22"	7 1/8"	—	22-16d	—	6-16d	13067	1550	3630	4090	4145	1355	3075	3145	3195	
4x10	THAC418	16	3 3/8"	17 1/2"	7 1/8"	—	16-16d	—	6-16d	11500	1550	2830	3050	3050	1355	2385	2740	2980	
4x2 truss	THA426	14	3 3/8"	26"	7 1/8"	—	30-16d	—	6-16d	14836	1715	4020	4625	4655	1355	3480	4000	4030	
FACTORY SKEW 45°																			
4x truss	THAL/R422	16	3 3/8"	22 1/2"	8"	4-10d	2-10d	1-10d	2-10dx1 1/2"	3887	—	1090	1090	1090	—	915	915	915	160
4x truss	THAL/R422	16	3 3/8"	22 1/2"	8"	4-10d	12-10d	1-10d	2-10dx1 1/2"	6337	310	1416	1628	1675	260	1190	1370	1405	

1. 16d sinkers may be used to replace 16d commons at 0.85 of table load.
 2. Uplift has been increased 33% and 60% for earthquake or wind loading with no further increase allowed; reduce where other loads govern.
 3. Roof loads are 125% of floor loads unless limited by other criteria.

4. THAR/L422 with 4-10d top nails and 2-10d face nails: When the hanger height is between 9" to 12", the allowable download is 1440 lbs for DFL and 1210 lbs for SPF. No further increase allowed.